



**GOVERNMENT OF INDIA
MINISTRY OF LABOUR & EMPLOYMENT
LABOUR BUREAU**

**'CLEREMONT', SHIMLA-171004
DATED: 30 Dec, 2022**

F.No. 5/1/2021-CPI

Press Release

Consumer Price Index for Industrial Workers (2016=100) – November, 2022

The Labour Bureau, an attached office of the M/o Labour & Employment, has been compiling Consumer Price Index for Industrial Workers every month on the basis of retail prices collected from 317 markets spread over 88 industrially important centres in the country. The index is compiled for 88 centres and All-India and is released on the last working day of succeeding month. The index for the month of November, 2022 is being released in this press release.

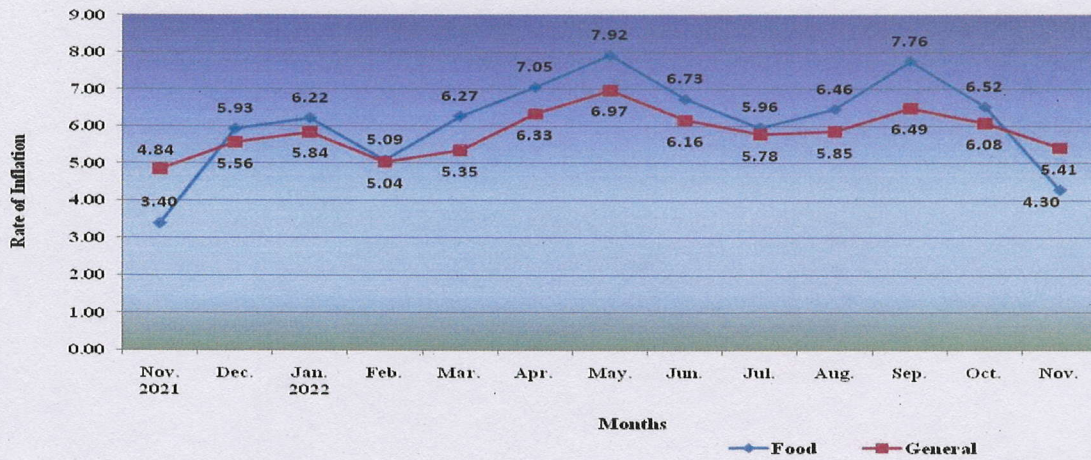
The All-India CPI-IW for November, 2022 remained stationary at 132.5 (one hundred thirty two point five). On 1-month percentage change, it remained static between October, 2022 and November, 2022 when compared to an increase of 0.64 per cent recorded between corresponding months a year ago.

The maximum upward pressure in current index came from Miscellaneous group contributing 0.21 percentage points to the total change. At item level, Wheat, Wheat Atta, Buffalo Milk, Cow Milk, Dairy Milk, Eggs hen, Sunflower Oil, Onion, Chillies dry, cooked Meal, Doctor's/Surgeon's fee, Hospital/Nursing home Charges and Bus fare etc. are responsible for the rise in index. However, this increase was largely checked by Apple, Banana, Orange, Brinjal, Cabbage, Carrot, Cauliflower, Cucumber, Gourd/Lauki, Lady Finger and Tomato etc. putting downward pressure on the index.

At centre level, Korba recorded a maximum increase of 4.4 points followed by Chhindwara with 3.0 points. Among others, 2 centres recorded increase between 2 to 2.9 points, 8 centres between 1 to 1.9 points and 29 centres between 0.1 to 0.9 points. On the contrary, Coonor and Solapur recorded a maximum decrease of 2.2 points each followed by Raipur with 2.0 points. Among others, 12 centers recorded decrease between 1 to 1.9 points and 28 centres between 0.1 to 0.9 points. Rest of four centers index remained stationary.

Year-on-year inflation for the month stood at 5.41 per cent compared to 6.08 per cent for the previous month and 4.84 per cent during the corresponding month a year before. Similarly, Food inflation stood at 4.30 per cent against 6.52 per cent of the previous month and 3.40 per cent during the corresponding month a year ago.

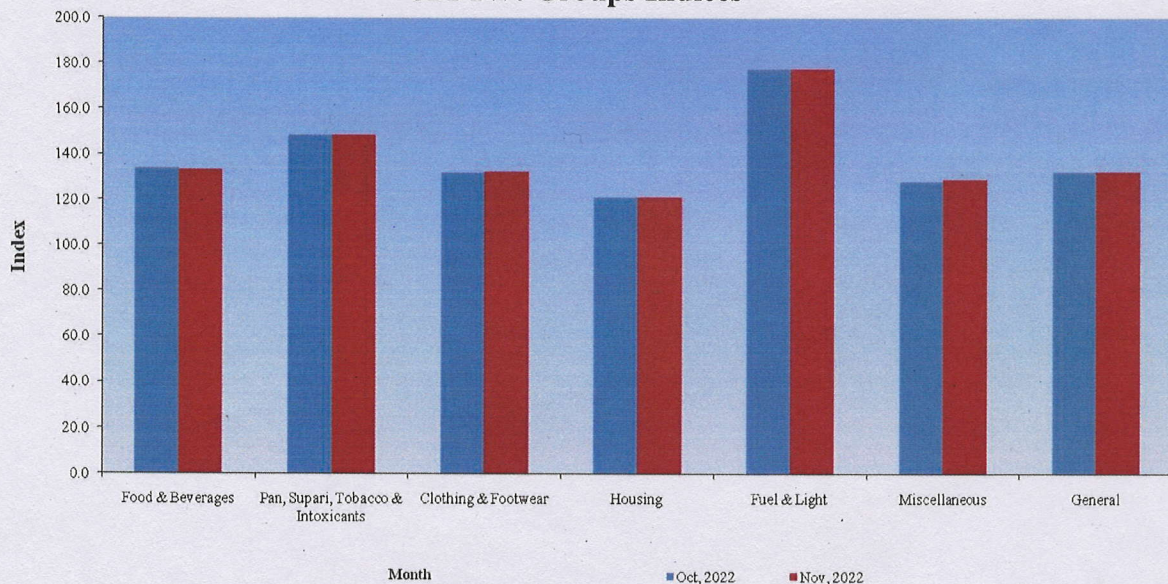
Y-o-Y Inflation based on CPI-IW (Food and General)




All-India Group-wise CPI-IW for October, 2022 and November, 2022

Sr. No.	Groups	October, 2022	November, 2022
I	Food & Beverages	133.9	133.3
II	Pan, Supari, Tobacco & Intoxicants	148.5	148.7
III	Clothing & Footwear	131.9	132.3
IV	Housing	121.0	121.0
V	Fuel & Light	177.8	177.8
VI	Miscellaneous	128.4	129.1
	General Index	132.5	132.5

CPI-IW: Groups Indices



The next issue of CPI-IW for the month of December, 2022 will be released on Tuesday, 31th January, 2023. The same will also be available on the office website www.labourbureaunew.gov.in.


 (Shyam Singh Negi)
 Deputy Director General